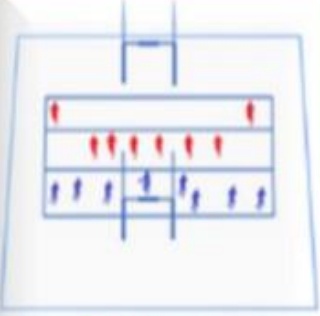




# 10s Grade



80 x 48 M FIELD SIZE

A diagram of a rectangular rugby field with a goalpost at each end. Red arrows point to the width and length of the field.

11


PLAYERS ON THE FIELD PER TEAM

A large blue number "11" is centered above the text.


6 TACKLES PER SET

An illustration showing a blue player running with the ball while a red player tackles him from behind.

2 PASSES TO RETAIN POSSESSION

An illustration of a blue player running with the ball.

FIRST RECIEVER AND DUMMY HALF VEST IMPLEMENTED

Two dummy half vests are shown: a yellow one with "FR" and a pink one with "DH".

REFEREE OFFICIATES

A black silhouette of a referee with one arm raised.

TAP RE-START AT HALFWAY FOR THE NON-SCORING TEAM

A diagram of a rugby field with a red dashed line at the halfway mark and a blue player positioned to tap the ball.

DEFENDERS STAND BACK

5M

The text "DEFENDERS STAND BACK" is at the top, and a large blue "5M" is at the bottom.

2 X 20 MINUTE PERIODS

A blue stopwatch is shown.

1 DEFENSIVE MARKER

An illustration of a red player pointing towards a blue player who is crouching.

CONVERSIONS ALLOWED

An illustration of a blue player kneeling to kick a ball towards a goalpost.

KICKING IN GENERAL PLAY ALLOWED (NO BOMBS)

An illustration of a blue player kicking a ball.

INTERCHANGE RULE: COACHES MUST DO THEIR BEST TO ENSURE ALL PLAYERS GET A MINIMUM OF 1/2 HALVES OF PLAYING TIME PER GAME